



MEAN WELL

SWITCHING POWER SUPPLY

ISO-9001 CERTIFIED MANUFACTURER

LPP-100 SERIES

- . LOW COST, HIGH RELIABILITY
- . 105°C OUTPUT CAPACITOR
- . INTERNATIONAL AC INPUT RANGE
- . HIGH EFFICIENCY, LOW WORKING TEMPERATURE
- . SOFT-START CIRCUIT, LIMITING AC SURGE CURRENT
- . SHORT CIRCUIT, OVERLOAD, OVER VOLTAGE PROTECTED
- . COMPACT SIZE, LIGHT WEIGHT
- . 100% FULL LOAD BURN-IN TEST
- . BUILT IN EMI FILTER, LOW RIPPLE NOISE
- . BUILT IN PFC CIRCUIT
- . POWER FACTOR : 0.98 TYP.

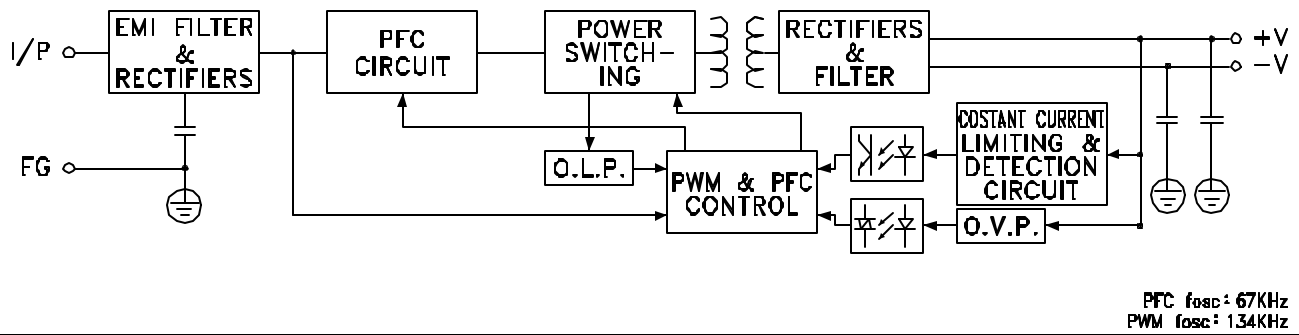
SPECIFICATION	MODEL	LPP-100 -3.3	LPP-100 -5	LPP-100 -7.5	LPP-100 -12	LPP-100 -13.5	LPP-100 -15	LPP-100 -24	LPP-100 -27	LPP-100 -48
DC OUTPUT VOLTAGE		3.3V	5V	7.5V	12V	13.5V	15V	24V	27V	48V
OUTPUT V. TOLERANCE		±2%	±2%	±2%	±2%	±2%	±2%	±1%	±1%	±1%
OUTPUT RATED CURRENT		20A	20A	13.5A	8.5A	7.5A	6.7A	4.2A	3.8A	2.1A
OUTPUT CURRENT		0-20A	0-20A	0-13.5A	0-8.5A	0-7.5A	0-6.7A	0-4.2A	0-3.8A	0-2.1A
RIPPLE & NOISE		100mV	100mV	100mV	100mV	100mV	100mV	150mV	150mV	250mV
LINE REGULATION		±0.5%	±0.5%	±0.5%	±0.5%	±0.5%	±0.5%	±0.5%	±0.5%	±0.5%
LOAD REGULATION		±1%	±1%	±1%	±0.5%	±0.5%	±0.5%	±0.5%	±0.5%	±0.5%
RATED OUTPUT POWER		66W	100W	101.25W	102W	101.25W	100.5W	100.8W	102.6W	100.8W
EFFICIENCY		69%	75%	76%	79%	79%	80%	83%	83%	83%
DC VOLTAGE ADJ.	CH1: +10, -5%									
INPUT VOLTAGE RANGE	85~264VAC 47~63Hz 120~370VDC									
AC CURRENT	1.5A/115V 0.75A/230V 3.3V: 1.2A/115V 0.6A/230V									
INRUSH CURRENT	COLD START 40A/230V									
LEAKAGE CURRENT	<2mA/240VAC									
OVERLOAD PROTECTION	105~150% TYPE:CONSTANT CURRENT LIMITING RESET:AUTO RECOVERY									
OVER VOLTAGE PROTECTION	115%~135% TYPE:SHUTDOWN RESET:RE POWER ON									
TEMP. COEFFICIENT	±0.05% / °C (0~50°C)									
SETUP, RISE, HOLD UP TIME	600ms, 30ms, 20ms/230VAC; 1.2s, 30ms, 20ms/115VAC									
POWER FACTOR	PF>0.95/230VAC, PF>0.98/115VAC									
VIBRATION	10~500Hz, 2G 10min./1cycle, PERIOD FOR 60min. EACH AXES									
WITHSTAND VOLTAGE	I/P-O/P:3KVAC I/P-FG:1.5KVAC O/P-FG:0.5KVAC									
ISOLATION RESISTANCE	I/P-O/P, I/P-FG, O/P-FG:500VDC / 100M Ohms									
WORKING TEMP., HUMIDITY	-10°C~+60°C(REFER TO OUTPUT DERATING CURVE), 20%~90% RH									
STORAGE TEMP., HUMIDITY	-20°C~+85°C, 10%~95% RH									
DIMENSION	222*62*35mm (L*W*H) PCB ONLY									
WEIGHT	370gs									
SAFETY STANDARDS	MEET UL1950, TUV EN60950									
EMC STANDARDS	MEET EN55022 CLASS B, EN61000-4-2,3,4,5,6,8,11; ENV50204, EN61000-3-2,-3									

- NOTE :
1. ALL PARAMETERS ARE SPECIFIED AT 230VAC INPUT, RATED LOAD, 25°C AMBIENT.
 2. TOLERANCE INCLUDE SET UP TOLERANCE, LINE REGULATION, LOAD REGULATION.
 3. RIPPLE & NOISE ARE MEASURED AT 20MHz BY USING A 12" TWISTED PAIR TERMINATED WITH A 0.1uF & 47uF CAPACITOR.
 4. LINE REGULATION IS MEASURED FROM LOW LINE TO HIGH LINE AT RATED LOAD.

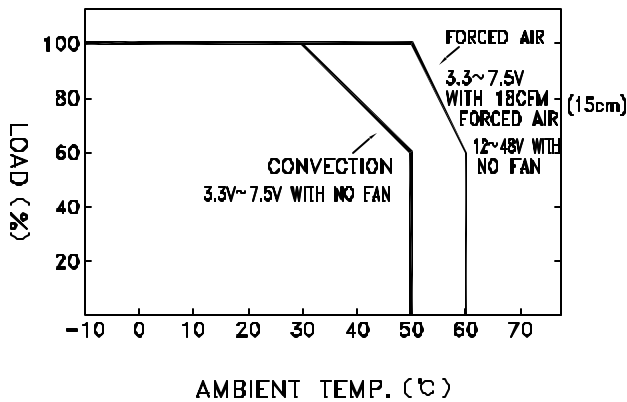
2000-10-06

LPP-100 SERIES

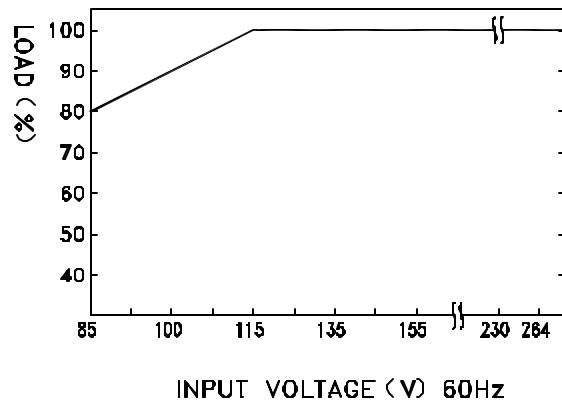
BLOCK DIAGRAM



OUTPUT DERATING VS T_a



OUTPUT DERATING VS INPUT VOLTAGE



DIMENSION (mm)

☒ TERMINAL PIN NO. ASSIGNMENT

- ☒ CN1 : JST B5P-VH
PIN 1,3,5 : AC INPUT
- ☒ CN2 : JST B8P-VH
PIN 1,2,3,4 : DC OUTPUT -V
PIN 5,6,7,8 : DC OUTPUT +V

☒ MATING CONNECTORS

- ☒ CN1,2 MATING CONNECTOR TYPE
JST VHR SERIES OR EQUIVALENT WITH
JST SVH-21T-1.1 OR EQUIVALENT
CRIMP TERMINALS.

