



MEAN WELL

SWITCHING POWER SUPPLY
ISO-9001 CERTIFIED MANUFACTURER

PD-110 SERIES

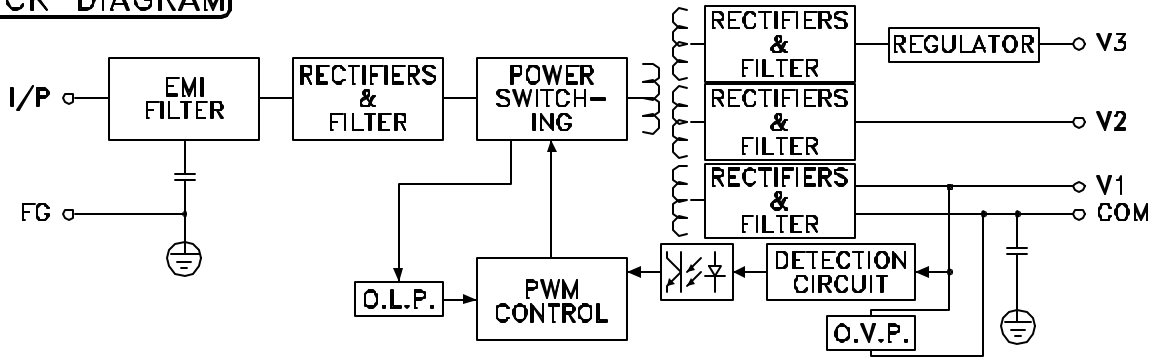
- .LOW COST, HIGH RELIABILITY
- .105°C OUTPUT CAPACITOR
- .INTERNATIONAL AC INPUT RANGE
- .HIGH EFFICIENCY, LOW WORKING TEMPERATURE
- .SOFT-START CIRCUIT, LIMITING AC SURGE CURRENT
- .SHORT CIRCUIT, OVERLOAD, OVER VOLTAGE PROTECTED
- .COMPACT SIZE, LIGHT WEIGHT
- .100% FULL LOAD BURN-IN TEST
- .BUILT IN EMI FILTER, LOW RIPPLE NOISE



SPECIFICATION	PD-110A		PD-110B	
	CH1	CH2	CH1	CH2
DC OUTPUT VOLTAGE	5V	12V	5V	24V
OUTPUT V. TOLERANCE	±2%	±6%	±2%	±6%
OUTPUT RATED CURRENT	5A	6.5A	5A	3.5A
OUTPUT CURRENT RANGE	0.5-5A	0.5-6.5A	0.5-5A	0.5-3.5A
RIPPLE & NOISE	100mVp-p	150mVp-p	100mVp-p	200mVp-p
LINE REGULATION	±1%	±2%	±1%	±2%
LOAD REGULATION	±1%	±5%	±1%	±5%
DC OUTPUT POWER	103W		109W	
EFFICIENCY	75%		78%	
DC VOLTAGE ADJ.	CH1:±10,-5%		CH1:±10,-5%	
INPUT VOLTAGE RANGE	100~264VAC 47~63Hz; 141~370VDC (90~100VAC 90% LOAD max.)			
AC CURRENT	3A/115V 1.5A/230V			
INRUSH CURRENT	COLD START 50A			
LEAKAGE CURRENT	<1mA/240VAC			
OVERLOAD PROTECTION	105%~135% TYPE:PULSING HICCUP SHUTDOWN RESET:AUTO RECOVERY			
OVER VOLTAGE PROTECTION	CH1:5.75~6.75V			
OVER TEMP. PROTECTION	-----			
TEMP. COEFFICIENT	±0.03% / °C (0~50°C)			
SETUP, RISE, HOLD UP TIME	1.2s, 50ms, 20ms			
VIBRATION	10~500Hz, 2G 10min./1cycle, PERIOD FOR 60min. EACH AXES			
WITHSTAND VOLTAGE	I/P-O/P:3KVAC I/P-FG:1.5KVAC O/P-FG:0.5KVAC			
ISOLATION RESISTANCE	I/P-O/P, I/P-FG, O/P-FG:500VDC / 100M Ohms			
WORKING TEMP., HUMIDITY	-10°C~+50°C, 60°C WITH COOLING FAN (REFER TO OUTPUT DERATING CURVE), 20%~90% RH @ @			
STORAGE TEMP., HUMIDITY	-20°C~+85°C, 10%~95% RH			
DIMENSION	7"*4.25"*1.88" (177.8*107.95*47.75mm)			
WEIGHT	0.5Kgs			
SAFETY STANDARDS	UL1950, TUV EN60950 APPROVED			
EMC STANDARDS	CISPR22 (EN55022) CLASS B VERIFICATION			

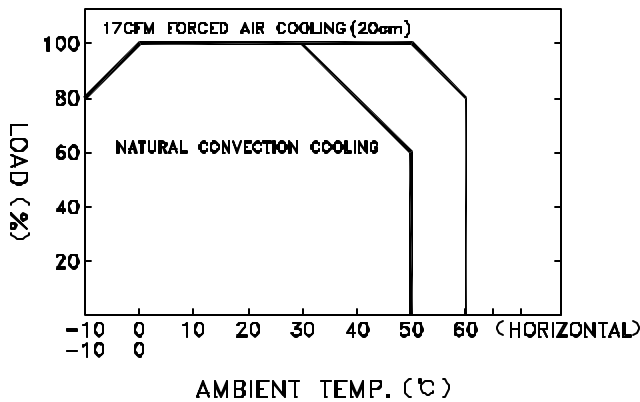
- NOTE :
- 1.ALL PARAMETERS ARE SPECIFIED AT 230VAC INPUT, RATED LOAD, 25°C 70% RH. AMBIENT.
 - 2.TOLERANCE GINCLUDE SET UP TOLERANCE, LINE REGULATION, LOAD REGULATION.
 - 3.RIPPLE & NOISE ARE MEASURED AT 20MHz BY USING A 12" TWISTED PAIR TERMINATED WITH A 0.1uF & 47uF CAPACITOR.
 - 4.LINE REGULATION IS MEASURED FROM LOW LINE TO HIGH LINE AT RATED LOAD.
 - 5.LOAD REGULATION IS MEASURED FROM 20% TO 100% RATED LOAD, AND OTHER OUTPUT AT 60% RATED LOAD.
 - 6.EACH OUTPUT PROVIDE UP TO MAXIMUM CURRENT, BUT TOTAL LOAD CAN NOT EXCEED MAX. OUTPUT POWER.
 - 7.C2,3,11 MUST BE REMOVED.

BLOCK DIAGRAM

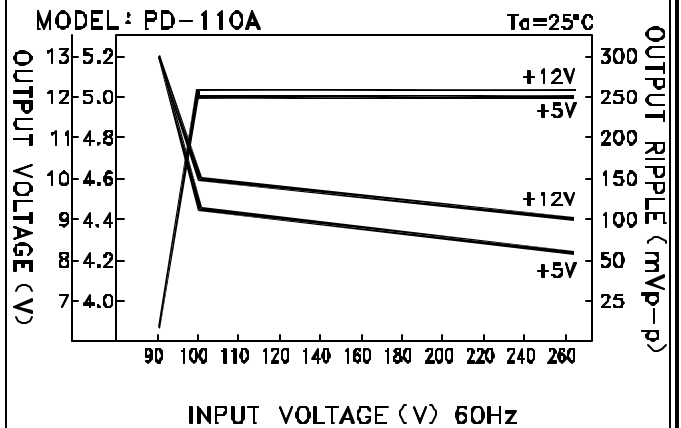


fosc : 45KHz

OUTPUT DERATING



OUTPUT DERATING VS INPUT VOLTAGE



DIMENSION (mm)

TERMINAL PIN NO. ASSIGNMENT

- ☒ CN1 : (MOLEX 5273-05)
- ☒ PIN 3,5 : AC INPUT
- ☒ PIN 1 : FG
- ☒ CN2 : (MOLEX 5273-12)
- ☒ PIN1,2,3: DC OUTPUT V1
- ☒ PIN4,5,6,7: DC OUTPUT COM
- ☒ PIN8,9,10: DC OUTPUT V2
- ☒ PIN11,12: DC OUTPUT V3 OPTION

MODEL	PD-110A	PD-110B
PIN NO.		
1,2,3	+5V	+5V
8,9,10	+12V	+24V

MATING CONNECTORS

- ☒ CN1,2 MATING CONNECTOR TYPE
- ☒ MOLEX 5195 SERIES OR EQUIVALENT WITH
- ☒ MOLEX 5194 OR EQUIVALENT
- ☒ CRIMP TERMINALS.

