



MEAN WELL

SWITCHING POWER SUPPLY
ISO-9001 CERTIFIED MANUFACTURER

PS-65 SERIES

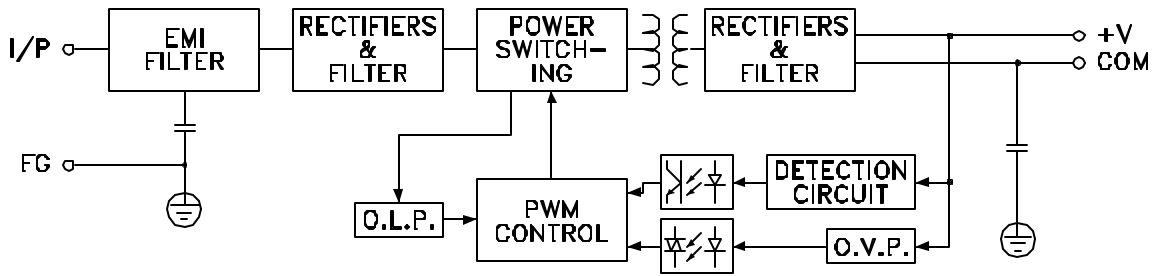
- .LOW COST, HIGH RELIABILITY
- .105°C OUTPUT CAPACITOR
- .INTERNATIONAL AC INPUT RANGE
- .HIGH EFFICIENCY, LOW WORKING TEMPERATURE
- .SOFT-START CIRCUIT, LIMITING AC SURGE CURRENT
- .SHORT CIRCUIT, OVERLOAD, OVER VOLTAGE PROTECTED
- .COMPACT SIZE, LIGHT WEIGHT
- .100% FULL LOAD BURN-IN TEST
- .BUILT IN EMI FILTER, LOW RIPPLE NOISE



MODEL	PS-65-3.3	PS-65-5	PS-65-7.5	PS-65-12	PS-65-13.5	PS-65-15	PS-65-24	PS-65-27	PS-65-48
DC OUTPUT VOLTAGE	3.3V	5V	7.5V	12V	13.5V	15V	24V	27V	48V
OUTPUT V. TOLERANCE	±3%	±3%	±3%	±2%	±2%	±2%	±2%	±2%	±2%
OUTPUT RATED CURRENT	12A	12A	8A	5.2A	4.7A	4.2A	2.7A	2.4A	1.35A
OUTPUT MIN. CURRENT	0A	0A	0A	0A	0A	0A	0A	0A	0A
OUTPUT MAX. CURRENT	15.2A	13.8A	9.6A	6A	5.4A	4.8A	3A	2.7A	1.5A
RIPPLE & NOISE p-p	80mV	100mV	100mV	100mV	100mV	100mV	100mV	100mV	100mV
LINE REGULATION	±1%	±1%	±1%	±1%	±1%	±1%	±1%	±1%	±1%
LOAD REGULATION	±3%	±3%	±3%	±2%	±2%	±2%	±2%	±2%	±2%
RATED OUTPUT POWER	39.6W	60W	60W	62.4W	63.5W	63W	64.8W	64.8W	64.8W
MAXIMUM OUTPUT POWER	RATED OUTPUT POWER FOR CONVECTION; 72W (+3.3V:50W;+5V:69W) WITH 18 CFM MIN. FORCED AIR								
EFFICIENCY	69%	76%	79%	79%	79%	79%	80%	80%	80%
DC VOLTAGE ADJ.	+10,-5%								
INPUT VOLTAGE RANGE	90~264VAC 47~440Hz ; 120~370VDC								
AC CURRENT	1.5A/115V 0.9A/230V								
INRUSH CURRENT	COLD START 20A/115V 40A/230V								
LEAKAGE CURRENT	<0.5mA/240VAC								
OVERLOAD PROTECTION	73~105W (3.3V:51~75W)(5V:70~105W) TYPE:PULSING HICCUP SHUTDOWN RESET:AUTO RECOVERY								
OVER VOLTAGE PROTECTION	115%~135%								
TEMP. COEFFICIENT	±0.04% / °C (0~50°C)								
SETUP, RISE, HOLD UP TIME	800ms, 20ms, 20ms								
VIBRATION	10~500Hz, 2G 10min./1cycle, PERIOD FOR 60min. EACH AXES								
WITHSTAND VOLTAGE	I/P-O/P:3KVAC I/P-FG:1.5KVAC O/P-FG:0.5KVAC								
ISOLATION RESISTANCE	I/P-O/P, I/P-FG, O/P-FG:500VDC / 100M Ohms								
WORKING TEMP., HUMIDITY	-10°C~+60°C(REFER TO OUTPUT DERATING CURVE), 20%~90% RH								
STORAGE TEMP., HUMIDITY	-20°C~+85°C, 10%~95% RH								
DIMENSION	127*76.2*40mm (L*W*H) PCB ONLY								
WEIGHT	0.28Kgs								
SAFETY STANDARDS	UL1950, TUV EN60950 APPROVED								
EMC STANDARDS	CISPR22 (EN55022), IEC1000-4-2,3,4,5 IEC1000-3-2,3 VERIFICATION								

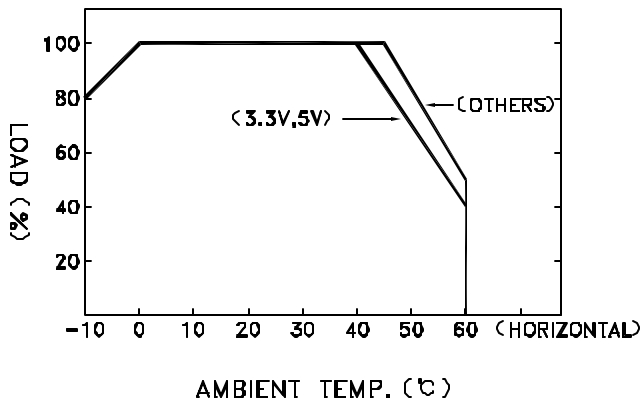
- NOTE :
- 1.ALL PARAMETERS ARE SPECIFIED AT 230VAC INPUT, RATED LOAD, 25°C 70% RH. AMBIENT.
 - 2.TOLERANCE GINCLUDE SET UP TOLERANCE, LINE REGULATION, LOAD REGULATION.
 - 3.RIPPLE & NOISE ARE MEASURED AT 20MHz BY USING A 12" TWISTED PAIR TERMINATED WITH A 0.1uF & 47uF CAPACITOR.
 - 4.LINE REGULATION IS MEASURED FROM LOW LINE TO HIGH LINE AT RATED LOAD.
 - 5.OUTPUT PROVIDE UP TO MAXIMUM CURRENT, BUT RELATED TO MAXIMUM OUTPUT POWER.
 - 6.MOUNTING HOLES M1 AND M2 SHOULD BE GROUNDED FOR EMI PURPOSES.

BLOCK DIAGRAM

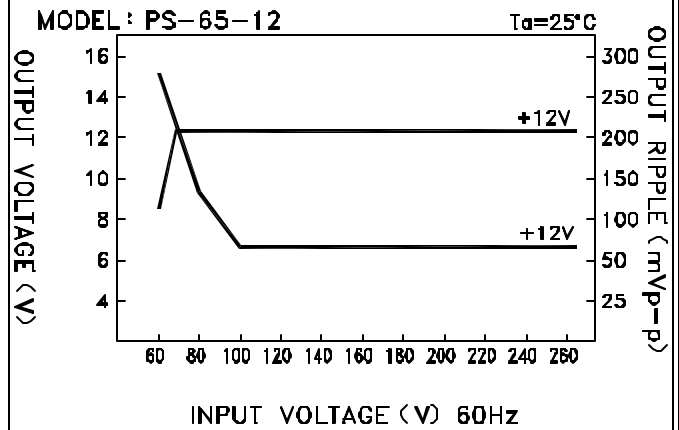


fosc : 65KHz

OUTPUT DERATING



STATIC CHARACTERISTICS



DIMENSION (mm)

TERMINAL PIN NO. ASSIGNMENT

- ☒ CN1 : AC INPUT
- ☒ CN2 : DC OUTPUT
 - ☒ PIN1,2,3: DC OUTPUT +V
 - ☒ PIN4,5,6: DC OUTPUT -V

