

■ Features :

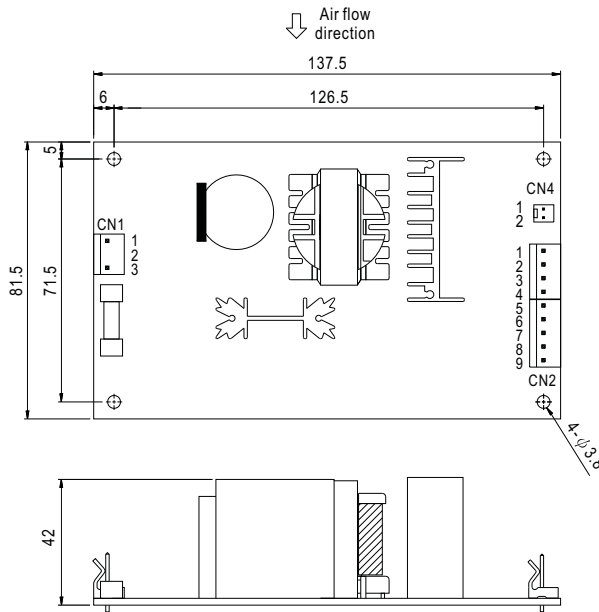
- Universal AC input / Full range
- Protections: Short circuit/Over load/Over voltage
- Cooling by free air convection
- 1U low profile 42mm
- Built-in remote ON-OFF control
- Standby 5V @0.3A and logic inhibit
- 100% full load burn-in test
- Fixed switching frequency at 65KHz
- 2 years warranty

SPECIFICATION

MODEL		PTsb-50A				PTsb-50B				PTsb-50C			
OUTPUT	DC VOLTAGE	5V	12V	-5V	5VSB	5V	12V	-12V	5VSB	5V	15V	-15V	5VSB
	RATED CURRENT	4A	2A	0.7A	0.3A	4A	2A	0.3A	0.3A	4A	1.5A	0.4A	0.3A
	CURRENT RANGE	0.5 ~ 5A	0.2 ~ 2.5A	0 ~ 1A	0.3 ~ 0.5A	0.5 ~ 5A	0.2 ~ 2.5A	0 ~ 0.5A	0.3 ~ 0.5A	0.5 ~ 5A	0.2 ~ 2.5A	0 ~ 0.5A	0.3 ~ 0.5A
	RATED POWER	49W				49.1W				50W			
	PEAK LOAD(1min.) <small>Note.4</small>	63.5W											
	RIPPLE & NOISE (max.) <small>Note.2</small>	50mVp-p	120mVp-p	100mVp-p	100mVp-p	50mVp-p	120mVp-p	150mVp-p	100mVp-p	50mVp-p	120mVp-p	150mVp-p	100mVp-p
	VOLTAGE ADJ. RANGE	Fixed CH1											
	VOLTAGE TOLERANCE <small>Note.3</small>	±5.0%				±5.0%				±5.0%			
	LINE REGULATION	±1.0%	±2.0%	±2.0%	±1.0%	±1.0%	±2.0%	±2.0%	±1.0%	±1.0%	±2.0%	±2.0%	±1.0%
LOAD REGULATION	±3.0%	±4.0%	±5.0%	±3.0%	±3.0%	±4.0%	±5.0%	±3.0%	±3.0%	±4.0%	±5.0%	±3.0%	
SETUP, RISE, HOLD TIME	600ms, 20ms, 50ms/230VAC				800ms, 23ms, 15ms/115VAC								
INPUT	VOLTAGE RANGE	90 ~ 264VAC		127 ~ 370VDC									
	FREQUENCY RANGE	47 ~ 440Hz											
	EFFICIENCY(Typ.)	76%											
	AC CURRENT	1.2A/115VAC		0.7A/23VAC									
	INRUSH CURRENT(max.)	COLD START 20A/115VAC		45A/230VAC									
	LEAKAGE CURRENT	<1mA/ 240VAC											
PROTECTION	OVER LOAD	66 ~ 85W rated output power Protection type : Shut down o/p voltage, re-power on to recover											
	OVER VOLTAGE	5.75VDC ~ 6.75VDC on CH1 Protection type : Hiccup mode, recovers automatically after fault condition is removed											
FUNCTION	REMOTE CONTROL(PS)	PS-GND Short: power on ; PS-GND open: power off (only 5VSB output)											
ENVIRONMENT	WORKING TEMP.	-10 ~ +60°C (Refer to output load derating curve)											
	WORKING HUMIDITY	20 ~ 90% RH non-condensing											
	STORAGE TEMP., HUMIDITY	-20 ~ +85°C, 10 ~ 95% RH											
	TEMP. COEFFICIENT	±0.04%/°C (0 ~ 50°C) ON +5V output											
	VIBRATION	10 ~ 500Hz, 2G 10min./1cycle, period for 60min. each along X, Y, Z axes											
SAFETY & EMC	SAFETY STANDARDS	Design refer to UL1950, TUV EN60950											
	WITHSTAND VOLTAGE	I/P-O/P:3KVAC I/P-FG:1.5KVAC O/P-FG:0.5KVAC											
	ISOLATION RESISTANCE	I/P-O/P, I/P-FG, O/P-FG:100M Ohms											
OTHERS	MTBF	244.4Khrs min. MIL-HDBK-217F (25°C)											
	DIMENSION	137.5*81.5*42mm (L*W*H)											
	PACKING	0.26Kg; 48pcs/13.5Kg/1.35CUFT											
NOTE	<ol style="list-style-type: none"> 1. All parameters NOT specially mentioned are measured at 230VAC input, rated load and 25°C of ambient temperature. 2. Ripple & noise are measured at 20MHz of bandwidth by using a 12" twisted pair-wire terminated with a 0.1uf & 47uf parallel capacitor. 3. Tolerance : includes set up tolerance, line regulation and load regulation. 4. 10% Duty cycle maximum within every 10 min. Average output power should not exceed the rated power. 												

Mechanical Specification

Unit:mm



AC Input Connector (CN1) : MOLEX 5273-03 or equivalent

Pin No.	Assignment	Mating Housing	Terminal
1	AC/N	MOLEX 5195 or equivalent	MOLEX 5194 or equivalent
2	No Pin		
3	AC/L		

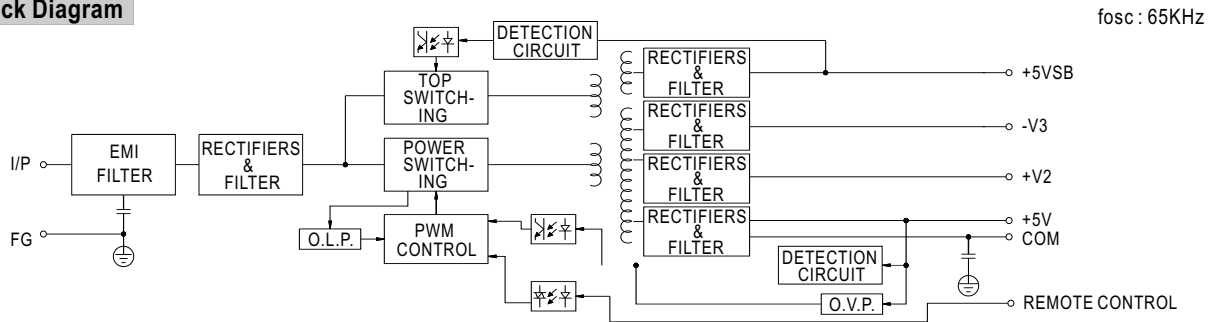
DC Output Connector (CN2) : MOLEX 5273-4,5 or equivalent

Pin No.	Assignment	Pin No.	Assignment
1	V2	7	-V3
2,3	+5V	8	+5VSB
4,5,6	COM	9	R.C.

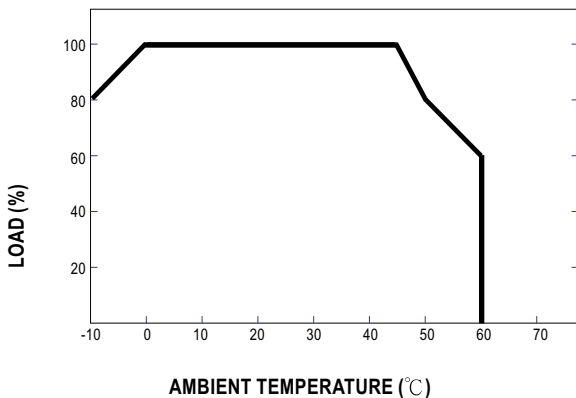
(CN4) : Remote Control

Pin No.	Assignment
1	+12V
2	GND

Block Diagram



Derating Curve



Static Characteristics

