




MEAN WELL

SWITCHING POWER SUPPLY
ISO-9001 CERTIFIED MANUFACTURER

SD-100 SERIES

- .LOW COST, HIGH RELIABILITY
- .105°C OUTPUT CAPACITOR
- .BUILT IN EMI FILTER, LOW RIPPLE NOISE
- .HIGH EFFICIENCY, LOW WORKING TEMPERATURE
- .COMPACT SIZE, LIGHT WEIGHT
- .SHORT CIRCUIT, OVERLOAD, OVER VOLTAGE PROTECTED

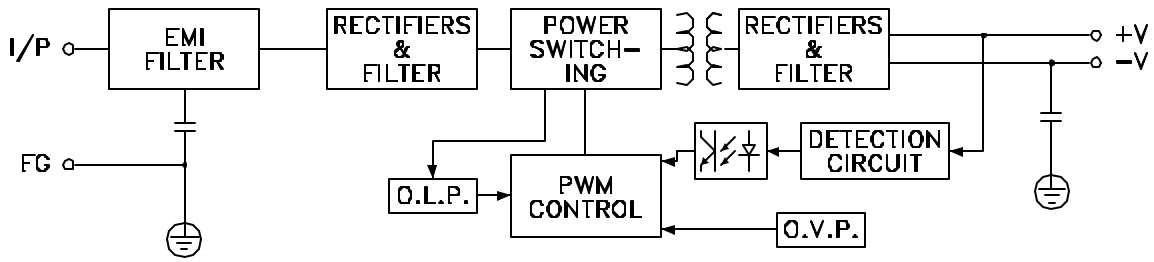


MODEL	SD-100B-5	SD-100C-5	SD-100D-5	SD-100B-12	SD-100C-12	SD-100D-12	SD-100B-24	SD-100C-24	SD-100D-24
DC OUTPUT VOLTAGE	5V			12V			24V		
OUTPUT V. TOLERANCE	±2%			±1%			±1%		
OUTPUT RATED CURRENT	20A			8.5A			4.2A		
OUTPUT CURRENT RANGE	0-20A			0-8.5A			0-4.2A		
RIPPLE & NOISE	100mVp-p			120mVp-p			150mVp-p		
LINE REGULATION	±0.5%			±0.3%			±0.2%		
LOAD REGULATION	±0.5%			±0.3%			±0.2%		
DC OUTPUT POWER	100W			102W			100.8W		
EFFICIENCY	74%	75%	76%	75%	77%	80%	78%	81%	83%
DC VOLTAGE ADJ.	4.5-5.5V			11-16V			23-30V		
INPUT VOLTAGE RANGE	B:19~36VDC C:36~72VDC D:72~144VDC or 85~132VAC								
AC CURRENT	6A/24V			3A/48V			1.5A/96V		
INRUSH CURRENT	B,C:..... D:20A/96VDC								
LEAKAGE CURRENT	<075mA/120VAC (SD-100D)								
OVERLOAD PROTECTION	105%~135% TYPE:FOLDBACK CURRENT LIMITING RESET:AUTO RECOVERY								
OVER VOLTAGE PROTECTION	5.75V~6.75V/10% LOAD			16.8V~20V/10% LOAD			31.5V~37.5V/10% LOAD		
OVER TEMP. PROTECTION								
TEMP. COEFFICIENT	±0.03% / °C (0~50°C)								
SETUP, RISE, HOLD UP TIME	2s, 50ms, 20ms (ONLY D MODE)								
VIBRATION	10~500Hz, 2G 10min./1cycle, PERIOD FOR 60min. EACH AXES								
WITHSTAND VOLTAGE	I/P-O/P:1.5KVAC I/P-FG:1.5KVAC O/P-FG:0.5KVAC								
ISOLATION RESISTANCE	I/P-O/P, I/P-FG, O/P-FG:500VDC / 100M Ohms								
WORKING TEMP., HUMIDITY	-10°C~+60°C(REFER TO OUTPUT DERATING CURVE), 20%~90% RH								
STORAGE TEMP., HUMIDITY	-20°C~+85°C, 10%~95% RH								
DIMENSION	199*98*38mm CASE:902								
WEIGHT	0.6Kgs								
SAFETY STANDARDS								
EMC STANDARDS	EN55022 CLASS B (RADIATION), EN61000-4-2,3,4,6,8 ENV50204 VERIFICATION FOR SD-100B/C SERIES ONLY, NOT INCLUDING SD-100D SERIES.								

- NOTE :
- 1.ALL PARAMETERS ARE SPECIFIED AT RATED INPUT, RATED LOAD, 25°C 70% RH. AMBIENT.
 - 2.TOLERANCE GINCLUDE SET UP TOLERANCE, LINE REGULATION, LOAD REGULATION.
 - 3.RIPPLE & NOISE ARE MEASURED AT 20MHz BY USING A 12" TWISTED PAIR TERMINATED WITH A 0.1uF & 47uF CAPACITOR.
 - 4.LINE REGULATION IS MEASURED FROM LOW LINE TO HIGH LINE AT RATED LOAD.
 - 5.LOAD REGULATION IS MEASURED FROM 0% TO 100% RATED LOAD.

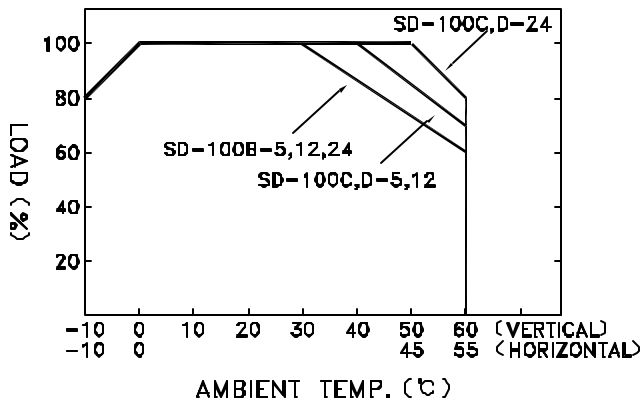
SD-100 SERIES

BLOCK DIAGRAM

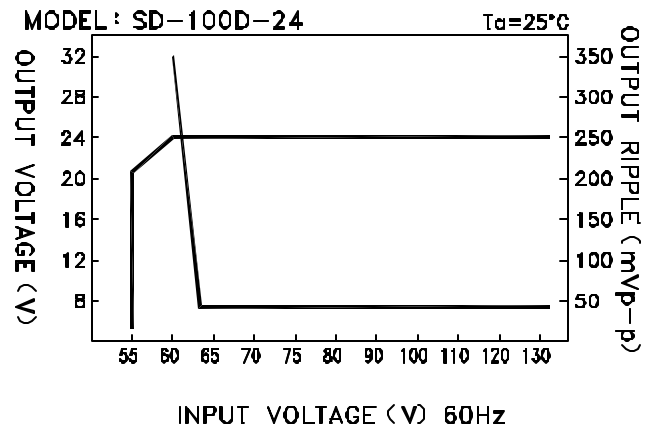


fosc : 83KHz

OUTPUT DERATING



STATIC CHARACTERISTICS



DIMENSION (mm)

- ☒ CASE : 902
- ☒ TERMINAL PIN NO. ASSIGNMENT
 - ☒ PIN 1,2 : INPUT *
 - ☒ PIN 3 : FG ⊕
 - ☒ PIN 4,5 : DC OUTPUT -V
 - ☒ PIN 6,7 : DC OUTPUT +V
- * SD-100B,C
 - ☒ PIN 1 : DC INPUT V+
 - ☒ PIN 2 : DC INPUT V-
- * SD-100D
 - ☒ PIN 1,2 : AC/DC INPUT

