



MEAN WELL

SWITCHING POWER SUPPLY

ISO-9001 CERTIFIED MANUFACTURER

T-115

- .LOW COST, HIGH RELIABILITY
- .105°C OUTPUT CAPACITOR
- .INTERNATIONAL AC INPUT RANGE
- .HIGH EFFICIENCY, LOW WORKING TEMPERATURE
- .SOFT-START CIRCUIT, LIMITING AC SURGE CURRENT
- .SHORT CIRCUIT, OVERLOAD, OVER VOLTAGE PROTECTED
- .COMPACT SIZE, LIGHT WEIGHT
- .100% FULL LOAD BURN-IN TEST

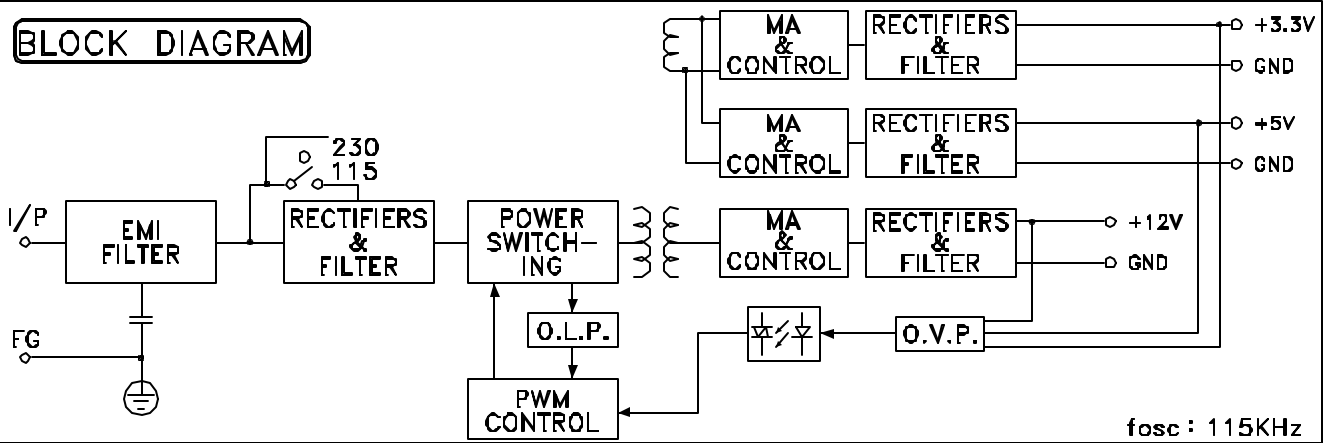


MODEL	CH1	CH2	CH3
SPECIFICATION			
DC OUTPUT VOLTAGE	5V	3.3V	12V
OUTPUT V. TOLERANCE	±2%	±2%	±2%
OUTPUT RATED CURRENT	10A	12A	2A
OUTPUT CURRENT RANGE	0-10A	0-12A	0-2A
RIPPLE & NOISE	80mVp-p	80mVp-p	80mVp-p
LINE REGULATION	±0.5%	±0.5%	±0.5%
LOAD REGULATION	±2%	±2%	±1%
DC OUTPUT MAX. POWER	113.6W		
EFFICIENCY	73%		
DC VOLTAGE ADJ.	VR2±5%	VR1±5%	VR3±5%
INPUT VOLTAGE RANGE	88~132VAC / 176~264VAC SELECTED BY SWITCH 47~63Hz; 120~370VDC		
AC CURRENT	2.8A/115V 1.7A/230V		
INRUSH CURRENT	COLD START 25A/115V 50A/230V		
LEAKAGE CURRENT	<3.5mA/240VAC		
OVERLOAD PROTECTION	105%~150% TYPE:PULSING HICCUP SHUTDOWN RESET:AUTO RECOVERY		
OVER VOLTAGE PROTECTION	115%~135%	115%~150%	115%~135%
OVER TEMP. PROTECTION	-----		
TEMP. COEFFICIENT	±0.05% / °C (0~50°C) ON +5V OUTPUT		
SETUP, RISE, HOLD UP TIME	800ms, 10ms, 40ms		
VIBRATION	10~500Hz, 2G 10min./1cycle, PERIOD FOR 60min. EACH AXES		
WITHSTAND VOLTAGE	I/P-O/P:3KVAC I/P-FG:1.5KVAC O/P-FG:0.5KVAC		
ISOLATION RESISTANCE	I/P-O/P,O/P-FG, I/P-FG:500VDC / 100M Ohms		
WORKING TEMP., HUMIDITY	-10°C~+60°C(REFER TO OUTPUT DERATING CURVE)		
STORAGE TEMP., HUMIDITY	-20°C~+85°C, 5%~95% RH		
DIMENSION	199*110*50mm CASE:906		
WEIGHT	0.78Kgs		
SAFETY STANDARDS	UL1950, TUV EN60950 APPROVED		
EMC STANDARDS	CISPR22(EN55022) CLASS B, IEC1000-4-2,3,4,5,6,11 VERIFICATION		

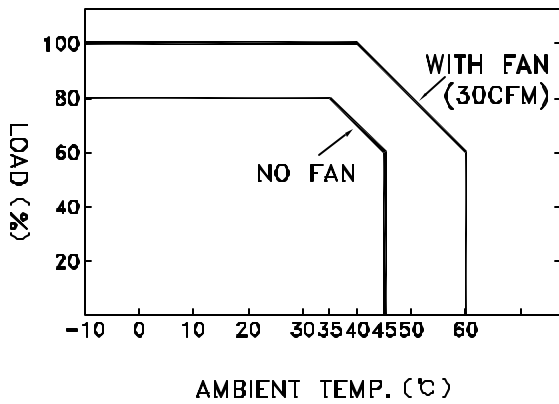
- NOTE :
- 1.ALL PARAMETERS ARE SPECIFIED AT 230VAC 50Hz INPUT, RATED LOAD, 25°C 70% RH. AMBIENT.
 - 2.TOLERANCE GINCLUDE SET UP TOLERANCE, LINE REGULATION, LOAD REGULATION.
 - 3.RIPPLE & NOISE ARE MEASURED AT 20MHz BY USING A 12" TWISTED PAIR TERMINATED WITH A 0.1uF & 47uF CAPACITOR.
 - 4.LINE REGULATION IS MEASURED FROM LOW LINE TO HIGH LINE AT RATED LOAD.
 - 5.LOAD REGULATION IS MEASURED FROM 20% TO 100% RATED LOAD, AND OTHER OUTPUT AT 60% RATED LOAD.
 - 6.C3,4,7 MUST BE REMOVED.

1999-11-26

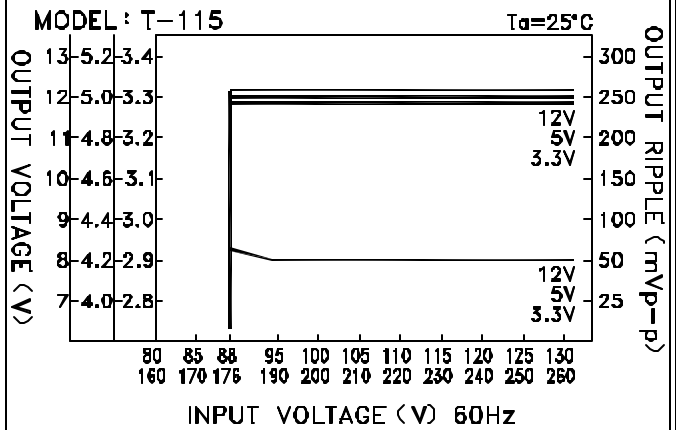
BLOCK DIAGRAM



OUTPUT DERATING



STATIC CHARACTERISTICS



DIMENSION (mm)

- ☒ CASE : 906
- ☒ TERMINAL PIN NO. ASSIGNMENT
 - ☒ PIN 1,2 : AC INPUT
 - ☒ PIN 3 : FG \oplus
 - ☒ PIN 4 : DC OUTPUT +V3
 - ☒ PIN 5 : DC OUTPUT +V1
 - ☒ PIN 6,7 : DC OUTPUT COM
 - ☒ PIN 8 : DC OUTPUT +V2

