



MEAN WELL

SWITCHING POWER SUPPLY

ISO-9001 CERTIFIED MANUFACTURER

T-40 SERIES

- .LOW COST, HIGH RELIABILITY
- .105°C OUTPUT CAPACITOR
- .INTERNATIONAL AC INPUT RANGE
- .HIGH EFFICIENCY, LOW WORKING TEMPERATURE
- .SOFT-START CIRCUIT, LIMITING AC SURGE CURRENT
- .SHORT CIRCUIT, OVERLOAD, OVER VOLTAGE PROTECTED
- .COMPACT SIZE, LIGHT WEIGHT
- .100% FULL LOAD BURN-IN TEST

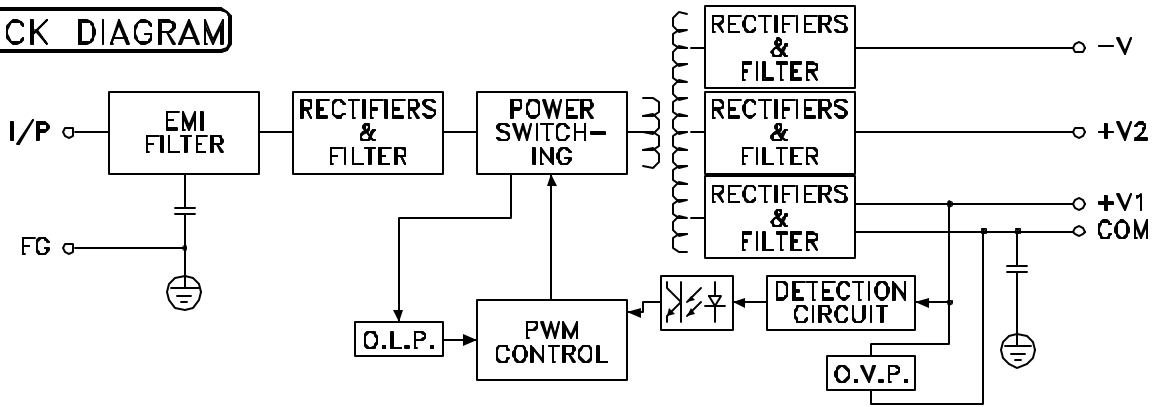


SPECIFICATION	T-40A			T-40B			T-40C		
	CH1	CH2	CH3	CH1	CH2	CH3	CH1	CH2	CH3
DC OUTPUT VOLTAGE	5V	12V	-5V	5V	12V	-12V	5V	15V	-15V
OUTPUT V. TOLERANCE	±2%	±6%	±8%	±2%	±6%	±8%	±2%	±6%	±6%
OUTPUT RATED CURRENT	3A	2A	0.5A	3A	2A	0.5A	3A	1.5A	0.5A
OUTPUT CURRENT RANGE	0.6-5A	0.2-3A	0.1-1A	0.6-5A	0.2-3A	0.1-1A	0.6-5A	0.2-2A	0.1-1A
RIPPLE & NOISE	100mVp-p	120mVp-p	100mVp-p	100mVp-p	120mVp-p	120mVp-p	100mVp-p	120mVp-p	120mVp-p
LINE REGULATION	±0.5%	±1%	±1%	±0.5%	±1%	±1%	±0.5%	±1%	±1%
LOAD REGULATION	±0.5%	±4%	±6%	±0.5%	±4%	±6%	±0.5%	±4%	±4%
RATED OUTPUT POWER	41.5W			45W			45W		
EFFICIENCY	72% / 115VAC			72% / 115VAC			72% / 115VAC		
DC VOLTAGE ADJ.	CH1:+10,-5%			CH1:+10,-5%			CH1:+10,-5%		
INPUT VOLTAGE RANGE	85~264VAC 47~63Hz ; 120~370VDC								
AC CURRENT	1.2A/115V 0.7A/230V								
INRUSH CURRENT	COLD START 20A/115V 40A/230V								
LEAKAGE CURRENT	<3.5mA/240VAC								
OVERLOAD PROTECTION	105%~150%/115VAC TYPE:PULSING HICCUP SHUTDOWN RESET:AUTO RECOVERY								
OVER VOLTAGE PROTECTION	CH1:5.75~6.75V								
TEMP. COEFFICIENT	±0.03% / °C (0~50°C) ON +5V OUTPUT								
SETUP,RISE,HOLD UP TIME	1.6s, 50ms, 16ms / 115VAC 800ms, 50ms, 60ms / 230VAC								
VIBRATION	10~500Hz, 2G 3AXES 10min. / 1cycle (1 HOUR / EACH AXES)								
WITHSTAND VOLTAGE	I/P-O/P:3KVAC I/P-FG:1.5KVAC O/P-FG:0.5KVAC 1min.								
ISOLATION RESISTANCE	I/P-O/P,I/P-FG,O/P-FG:500VDC / 100M Ohms								
WORKING TEMP., HUMIDITY	-10°C~+60°C(REFER TO OUTPUT DERATING CURVE), 20%~90% RH								
STORAGE TEMP., HUMIDITY	-20°C~+85°C, 10%~95% RH								
DIMENSION	129*98*38mm CASE:903								
WEIGHT	0.45Kgs								
SAFETY STANDARDS	CSA INTERNATIONAL MARK APPROVED (CSA950, UL1950, IEC950, EN60950)								
EMC STANDARDS	CISPR22(EN55022),IEC801-2,3,4, IEC555-2 VERIFICATION								

- NOTE :
- 1.ALL PARAMETERS ARE SPECIFIED AT 230VAC INPUT, RATED LOAD, 25°C 70% RH. AMBIENT.
 - 2.TOLERANCE GINCLUDE SET UP TOLERANCE, LINE REGULATION, LOAD REGULATION.
 - 3.RIPPLE & NOISE ARE MEASURED AT 20MHZ BY USING A 12" TWISTED PAIR TERMINATED WITH A 0.1uF & 47uF CAPACITOR.
 - 4.LINE REGULATION IS MEASURED FROM LOW LINE TO HIGH LINE AT RATED LOAD.
 - 5.LOAD REGULATION IS MEASURED FROM 20% TO 100% RATED LOAD, AND OTHER OUTPUT AT 60% RATED LOAD.
 - 6.EACH OUTPUT PROVIDE UP TO MAXIMUM CURRENT, BUT TOTAL LOAD CAN NOT EXCEED MAX. OUTPUT POWER.
 - 7.C2,3,6 MUST BE REMOVED.

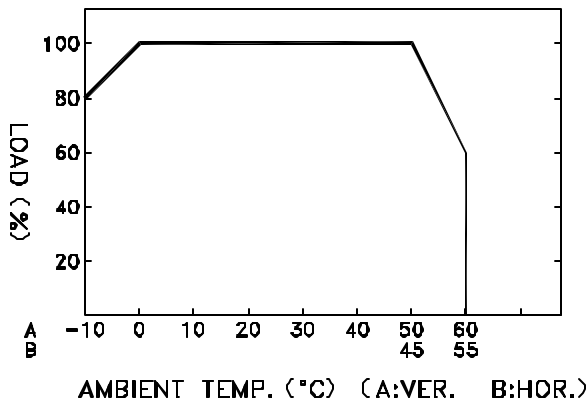
JUN.11.98

BLOCK DIAGRAM

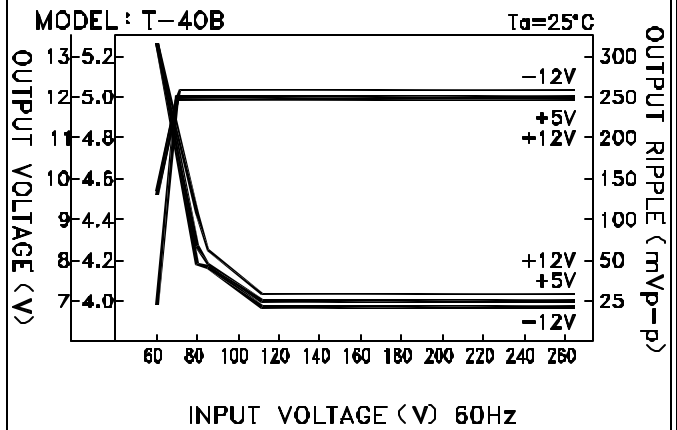


fosc : 40KHz

OUTPUT DERATING



STATIC CHARACTERISTICS



DIMENSION (mm)

- ☒ CASE : 903
- ☒ TERMINAL PIN NO. ASSIGNMENT
 - ☒ PIN 1,2 : AC INPUT
 - ☒ PIN 3 : FG \oplus
 - ☒ PIN 4 : DC OUTPUT -V
 - ☒ PIN 5 : DC OUTPUT +V2
 - ☒ PIN 6 : DC OUTPUT COM
 - ☒ PIN 7 : DC OUTPUT +V1

