



MEAN WELL

SWITCHING POWER SUPPLY

ISO-9001 CERTIFIED MANUFACTURER

TP-75 SERIES

- .LOW COST, HIGH RELIABILITY
- .105°C OUTPUT CAPACITOR
- .INTERNATIONAL AC INPUT RANGE
- .BUILT IN PFC CIRCUIT
- .HIGH EFFICIENCY, LOW WORKING TEMPERATURE
- .SOFT-START CIRCUIT, LIMITING AC SURGE CURRENT
- .SHORT CIRCUIT, OVERLOAD, OVER VOLTAGE PROTECTED
- .COMPACT SIZE, LIGHT WEIGHT
- .100% FULL LOAD BURN-IN TEST
- .BUILT IN EMI FILTER, LOW RIPPLE NOISE



MODEL	TP-75A			TP-75B			TP-75C		
	CH1	CH2	CH3	CH1	CH2	CH3	CH1	CH2	CH3
DC OUTPUT VOLTAGE	5V	12V	-5V	5V	12V	-12V	5V	15V	-15V
OUTPUT V. TOLERANCE	±3%	±4%	±8%	±3%	±4%	±8%	±3%	±4%	±8%
OUTPUT RATED CURRENT	7A	3A	0.6A	7A	3A	0.4A	6A	2.5A	0.5A
OUTPUT CURRENT. RANGE	1.5~10A	0.2~4A	0~0.6A	1.5~10A	0.2~4A	0~0.6A	1.5~10A	0.2~3A	0~0.6A
RIPPLE & NOISE	100mV	120mV	100mV	100mV	120mV	120mV	100mV	120mV	120mV
LINE REGULATION	±1%	±1%	±1%	±1%	±1%	±1%	±1%	±1%	±1%
LOAD REGULATION	±3%	±4%	±8%	±3%	±4%	±8%	±3%	±4%	±8%
RATED OUTPUT POWER	74W			75.8W			75W		
EFFICIENCY	70%								
DC VOLTAGE ADJ.	CH1:±10%,±5%								
INPUT VOLTAGE RANGE	90~264VAC 47~63Hz ; 120~370VDC								
AC CURRENT	1.5A/115V 0.8A/230V								
INRUSH CURRENT	COLD START 40A/230V								
LEAKAGE CURRENT	<2mA/240VAC								
OVERLOAD PROTECTION	105~150% PULSE MODE RESET:AUTO RECOVERY								
OVER VOLTAGE PROTECTION	115%~135% ON +5V TYPE:SHUTDOWN RESET:RE POWER ON								
POWER FACTOR	PF>0.95/230VAC, PF>0.98/115VAC								
TEMP. COEFFICIENT	±0.03% / °C (0~50°C)								
SETUP,RISE,HOLD UP TIME	800ms, 60ms, 20ms								
VIBRATION	10~500Hz, 2G 3AXES 10min. / 1cycle (1 HOUR / EACH AXES)								
WITHSTAND VOLTAGE	I/P-O/P:3KVAC I/P-FG:1.5KVAC O/P-FG:0.5KVAC 1min.								
ISOLATION RESISTANCE	I/P-O/P,I/P-FG,O/P-FG:500VDC / 100MOhms								
WORKING TEMP., HUMIDITY	-10°C~+60°C(REFER TO OUTPUT DERATING CURVE), 20%~90% RH								
STORAGE TEMP., HUMIDITY	-20°C~+85°C, 10%~95% RH								
DIMENSION	179*99*33mm (L*W*H) CASE:920A								
WEIGHT	550gs								
SAFETY STANDARDS	UL1950,TUV EN60950 PENDING								
EMC STANDARDS	MEET CISPR22(EN55022) CLASS B, EN61000-4-2,3,4,5,6,8,11; ENV50204, EN61000-3-2,-3								

NOTE : 1.ALL PARAMETERS ARE SPECIFIED AT 230VAC INPUT, RATED LOAD, 25°C 70% RH. AMBIENT.
 2.TOLERANCE INCLUDE SET UP TOLERANCE, LINE REGULATION, LOAD REGULATION.
 3.RIPPLE & NOISE ARE MEASURED AT 20MHz BY USING A 12" TWISTED PAIR TERMINATED WITH A 0.1uF & 47uF CAPACITOR.
 4.LINE REGULATION IS MEASURED FROM LOW LINE TO HIGH LINE AT RATED LOAD.
 5.OUTPUT PROVIDE UP TO MAXIMUM CURRENT, BUT TATAL POWER CAN NOT EXCEED MAX. OUTPUT POWER.
 6.MOUNTING HOLES M1 AND M2 SHOULD BE GROUNDED FOR EMI PURPOSES.
 7.OUTPUT PROVIDE UP TO MAX. CURRENT, BUT TOTAL OUTPUT POWER CAN NOT EXCEED RATED OUTPUT POWER.

2001-06-12

[NEXT \(MECHANICAL INFO\)](#)



MEAN WELL

SWITCHING POWER SUPPLY

ISO-9001 CERTIFIED MANUFACTURER

TP-75 SERIES

- .LOW COST, HIGH RELIABILITY
- .105°C OUTPUT CAPACITOR
- .INTERNATIONAL AC INPUT RANGE
- .BUILT IN PFC CIRCUIT
- .HIGH EFFICIENCY, LOW WORKING TEMPERATURE
- .SOFT-START CIRCUIT, LIMITING AC SURGE CURRENT
- .SHORT CIRCUIT, OVERLOAD, OVER VOLTAGE PROTECTED
- .COMPACT SIZE, LIGHT WEIGHT
- .100% FULL LOAD BURN-IN TEST
- .BUILT IN EMI FILTER, LOW RIPPLE NOISE

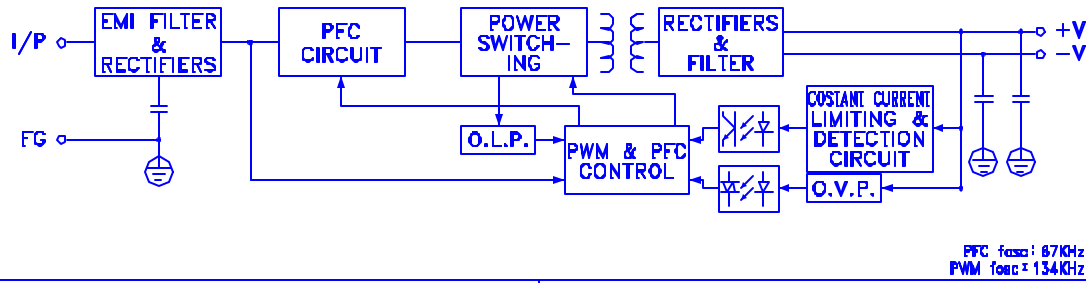


SPECIFICATION	TP-75D			TP-7503		
	CH1	CH2	CH3	CH1	CH2	CH3
DC OUTPUT VOLTAGE	5V	24V	12V	5V	3.3V	12V
OUTPUT V. TOLERANCE	±3%	±4%	±8%	±3%	±4%	±8%
OUTPUT RATED CURRENT	7A	1.5A	0.4A	9A	8A	0.3A
OUTPUT CURRENT RANGE	1.5-10A	0.2-2.5A	0-0.6A	1.5-10A	0.2-8A	0-0.6A
RIPPLE & NOISE	100mV	120mV	120mV	100mV	50mV	120mV
LINE REGULATION	±1%	±1%	±1%	±1%	±1%	±1%
LOAD REGULATION	±3%	±4%	±8%	±3%	±4%	±8%
RATED OUTPUT POWER	75.8W			75W		
EFFICIENCY	70%					
DC VOLTAGE ADJ.	CH1: +10%, -5%					
INPUT VOLTAGE RANGE	90~264VAC 47~63Hz ; 120~370VDC					
AC CURRENT	1.5A/115V 0.8A/230V					
INRUSH CURRENT	COLD START 40A/230V					
LEAKAGE CURRENT	<2mA/240VAC					
OVERLOAD PROTECTION	105-150% PULSE MODE RESET:AUTO RECOVERY					
OVER VOLTAGE PROTECTION	115%~135% ON +5V TYPE:SHUTDOWN RESET:RE POWER ON					
POWER FACTOR	PF>0.95/230VAC, PF>0.98/115VAC					
TEMP. COEFFICIENT	±0.03% / °C (0~50°C)					
SETUP, RISE, HOLD UP TIME	800ms, 60ms, 20ms					
VIBRATION	10~500Hz, 2G 3AXES 10min. / 1cycle (1 HOUR / EACH AXES)					
WITHSTAND VOLTAGE	I/P-O/P:3KVAC I/P-FG:1.5KVAC O/P-FG:0.5KVAC 1min.					
ISOLATION RESISTANCE	I/P-O/P,I/P-FG,O/P-FG:500VDC / 100MOhms					
WORKING TEMP., HUMIDITY	-10°C~+60°C(REFER TO OUTPUT DERATING CURVE), 20%~90% RH					
STORAGE TEMP., HUMIDITY	-20°C~+85°C, 10%~95% RH					
DIMENSION	179*99*33mm (L*W*H) CASE:920A					
WEIGHT	550gs					
SAFETY STANDARDS	UL1950,TUV EN60950 PENDING					
EMC STANDARDS	MEET CISPR22(EN55022) CLASS B, EN61000-4-2,3,4,5,6,8,11; ENV50204, EN61000-3-2,-3					

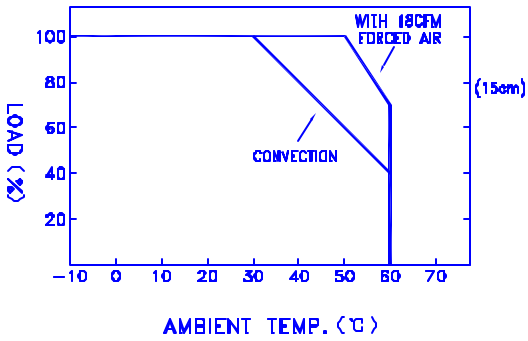
NOTE :

- 1.ALL PARAMETERS ARE SPECIFIED AT 230VAC INPUT, RATED LOAD, 25°C 70% RH. AMBIENT.
- 2.TOLERANCE INCLUDE SET UP TOLERANCE, LINE REGULATION, LOAD REGULATION.
- 3.RIPPLE & NOISE ARE MEASURED AT 20MHZ BY USING A 12" TWISTED PAIR TERMINATED WITH A 0.1uF & 47uF CAPACITOR.
- 4.LINE REGULATION IS MEASURED FROM LOW LINE TO HIGH LINE AT RATED LOAD.
- 5.OUTPUT PROVIDE UP TO MAXIMUM CURRENT, BUT TATAL POWER CAN NOT EXCEED MAX. OUTPUT POWER.
- 6.MOUNTING HOLES M1 AND M2 SHOULD BE GROUNDED FOR EMI PURPOSES.
- 7.OUTPUT PROVIDE UP TO MAX. CURRENT, BUT TOTAL OUTPUT POWER CAN NOT EXCEED RATED OUTPUT POWER.

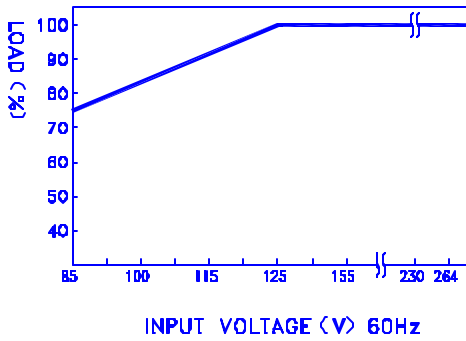
BLOCK DIAGRAM



OUTPUT DERATING VS T_a



OUTPUT DERATING VS INPUT VOLTAGE



DIMENSION (mm)

- ☒ CASE 920A
- ☒ TERMINAL PIN NO. ASSIGNMENT
- ☒ PIN 1 : DC OUTPUT +V2
- ☒ PIN 2,3 : COM
- ☒ PIN 4 : DC OUTPUT +V1
- ☒ PIN 5 : DC OUTPUT +V3
- ☒ PIN 6 : FG
- ☒ PIN 7 : AC/N
- ☒ PIN 8 : AC/L

