



Power Your Idea

GlacialPower DALI Solutions

LED 電源 產品 目錄 2020 February



www.GlacialPower.com

▲ DALI Solutions

DALI Power 02
DP004N-16V

DALI Converter 03
GL-DA02

DALI Dimming (CV) 05
GP-CVM Series (100W~200W, 277Vac)



GP-DP004N-16V

Universal AC Input 100~240VAC.

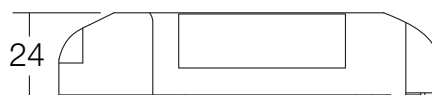
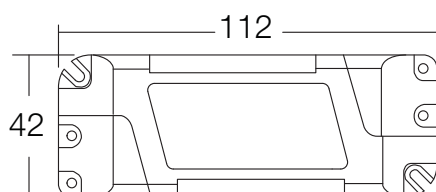
Constant Voltage Operation

Compatibility with IEC 62386 Standard.

Protections: OCP / SCP.

Cooling by Free Air Convection.

Model No.		GP-DP004N-16V
Output	DC Voltage	16V
	Voltage Tolerance	±15%
	DC Voltage Range	13.6 ~ 18.4V
	Rated Current	200mA
	Current Tolerance	+20% / -10%
	DC Current Range	180 ~ 240mA
	Rated Power	3.2W
	Ripple & Noise (Max.)	150mV
	Efficiency at 230V AC(Typ.)	68%
	Set up time (Max.)	115V AC : < 1S 230V AC : < 0.5S
Input	Rated Voltage	100 ~ 240VAC
	Voltage Range	90 ~ 264VAC
	Frequency Range	50 Hz ~ 60 Hz
	AC Current (Max.)	0.11A at 115VAC
	Inrush Current (Max.)	21A at 115VAC / 42A at 230VAC



UNIT:mm


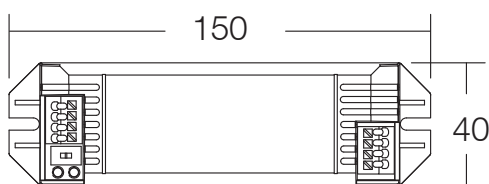
DALI Converter



GL-DA02

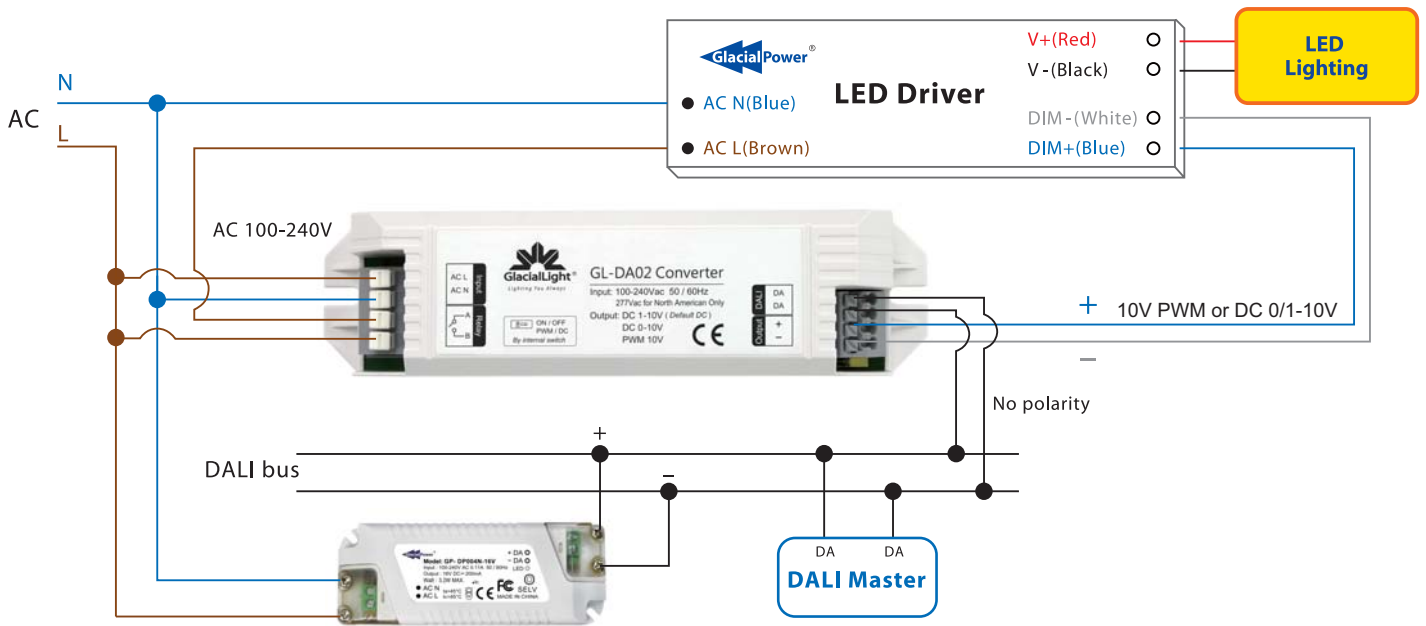
Compatibility with IEC 62386 Standard (Part 206).
 DALI Signal Line Regardless of Pole.
 Screw-Less Connector, Easy to Install.
 Selectable Output for PWM / DC 0-10V / DC 1-10V.
 Selectable Dimming Curve for Logarithm or Linear.
 Build-in Relay to Turn ON / OFF Driver Completely.

Electrical Specification	MIN.	TYP.	MAX.
Input Voltage (VAC)	90		290
Power Consumption (W)		1.6	3
DALI Bus Current Consumption (mA)			2
Suitable Electric Wire (AWG)	22		16
PWM Frequency(Hz)		500	
PWM High Level Voltage (VDC)	9.5	10	10.5
PWM Low Level Voltage (VDC)		0	
PWM Output current sourcing (mA)	-60		60
DC 0/1-10V output accuracy		± 3%	
DC Output current sourcing (mA)	-5		60
Other Functional Description			
Compatibility DALI Standard	IEC 62386 (Part 102 & Part 206)		
DALI Input reversed protection	Yes		
Number of output channel	1		
Output channel short protection	Yes		
Weight	100g ±10%		
Dimensions (L×W×H)	150×40×28 mm		
Operating Temperature Range	-20~+40°C		
Relay Switch (1 channel)	2A / Max inrush current 70A		

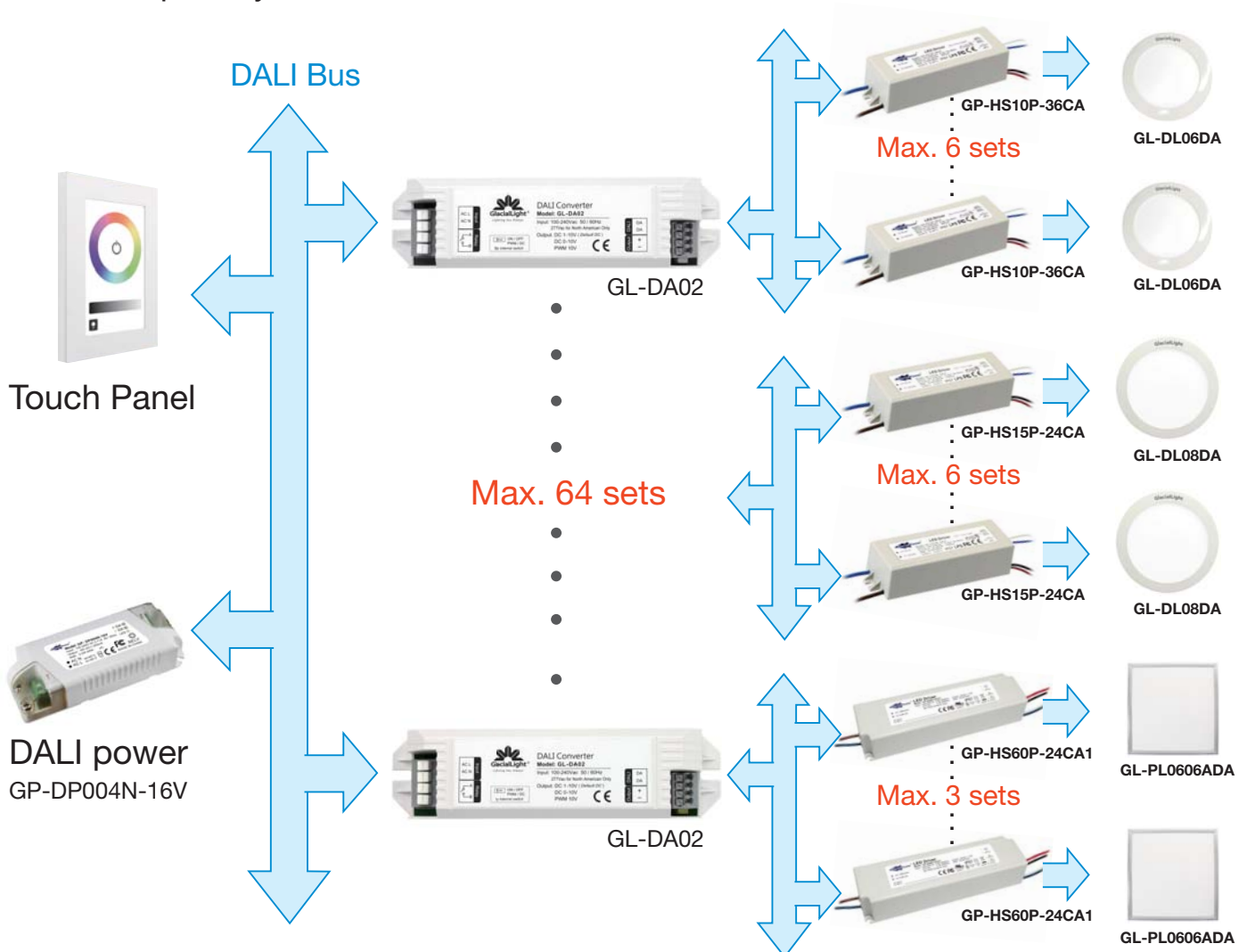


UNIT: mm

Wiring Diagram



Drive Capability



GP-CVM Series (100W ~ 200W) 277Vac**GP-CVM100P-xxVD Series**

Universal AC input from 90 to 305Vac.

Built-in Active PFC function.

Protections: OVP, OCP, SCP and OTP.


No load consumption < 0.5W at 230Vac

Suitable for LED strips and light box applications.

DALI functions available.

Model No. 型號	Output Voltage 輸出電壓	Rated Current 額定電流	Efficiency 效率	Tolerance 公差	Watts 瓦
GP-CVM100P-12VD	12VDC	0~8.3A	93%	± 5%	99.6W
GP-CVM100P-24VD	24VDC	0~4.2A	93%	± 5%	100.8W
GP-CVM100P-36VD	36VDC	0~2.8A	93%	± 5%	100.8W
GP-CVM100P-48VD	48VDC	0~2.1A	93%	± 5%	100.8W

CE FC SELV IP67 cULus

**GP-CVM Series (100W ~ 200W) 277Vac****GP-CVM200P-xxVD Series**

Universal AC input from 90 to 305Vac.

Built-in Active PFC function.

Protections: OVP, OCP, SCP and OTP.

No load consumption < 0.5W at 230Vac


Suitable for LED strips and light box applications.

DALI functions available.

The output and dimming lines are compliant with the new regulations with isolation.

Model No. 型號	Output Voltage 輸出電壓	Rated Current 額定電流	Efficiency 效率	Tolerance 公差	Watts 瓦
GP-CVM200P-12VD	12VDC	0~16.7A	92%	± 5%	200.4W
GP-CVM200P-24VD	24VDC	0~8.3A	93%	± 5%	199.2W
GP-CVM200P-36VD	36VDC	0~5.5A	93.5%	± 5%	198W
GP-CVM200P-48VD	48VDC	0~4.15A	94%	± 5%	199.2W

CE FC SELV IP67 cULus

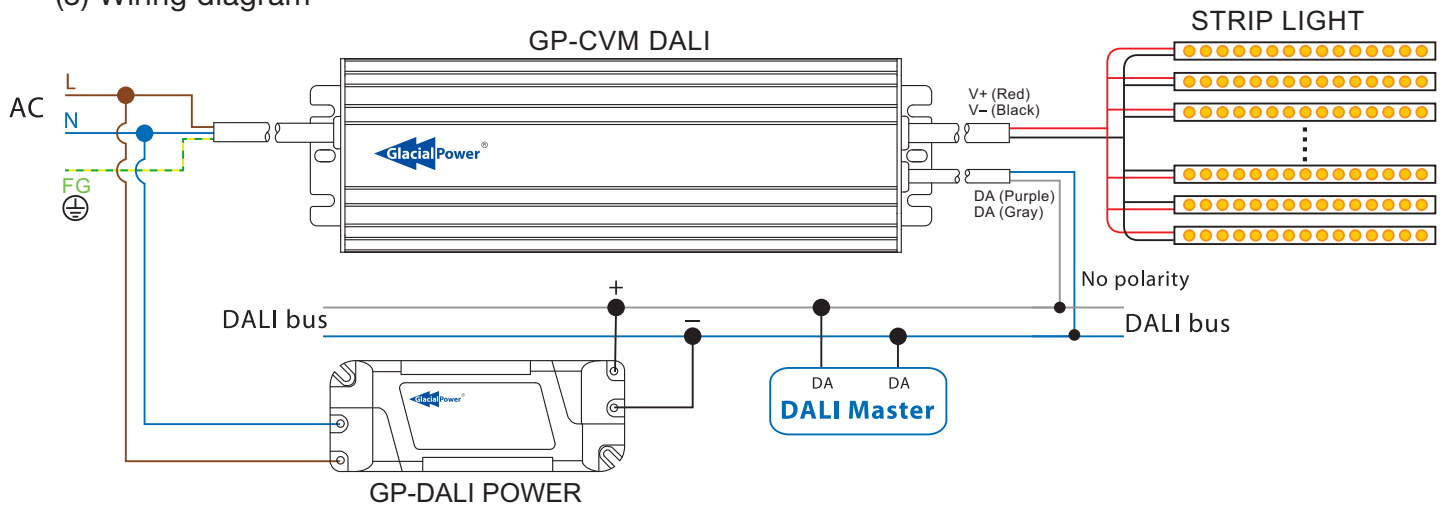


GP-CVM Series (100W ~ 200W) 277Vac

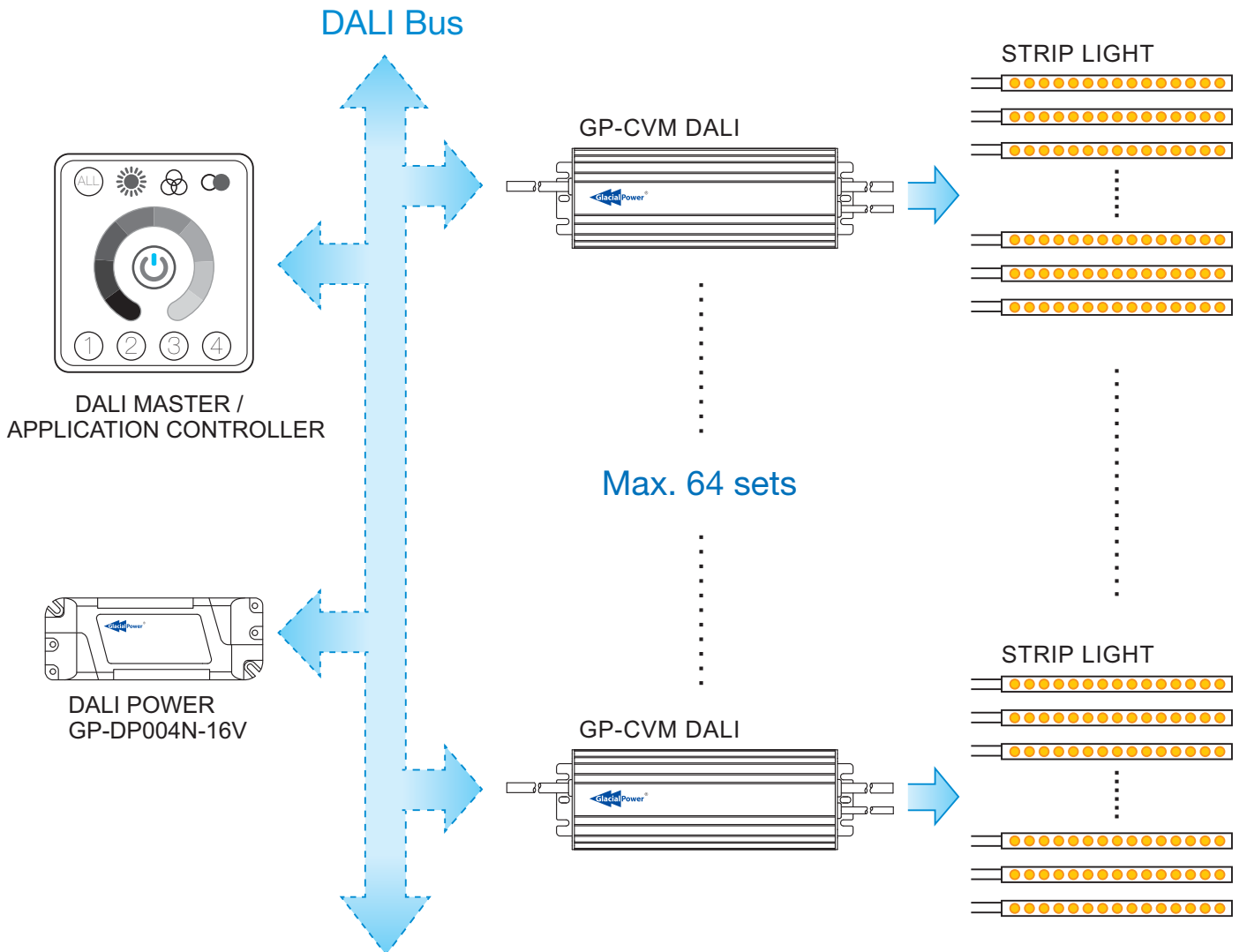
DALI interface

DALI Function Description:

- (1) Apply DALI signal between DA wires
- (2) First step is fixed at 1% of output
- (3) Wiring diagram



(4) Application diagram





website



facebook

GlacialTech®

洋鑫科技股份有限公司 **GlacialTech Inc.**

地址：新北市中和區235中山路二段352號7樓
7F, No. 352, Sec. 2, Zhongshan Rd., Zhonghe Dist.,
New Taipei City, Taiwan, 235

Tel : +886 2 2244-1227 Fax : +886 2 2244-1228

Email : sales@GlacialTech.com Website : www.GlacialTech.com

